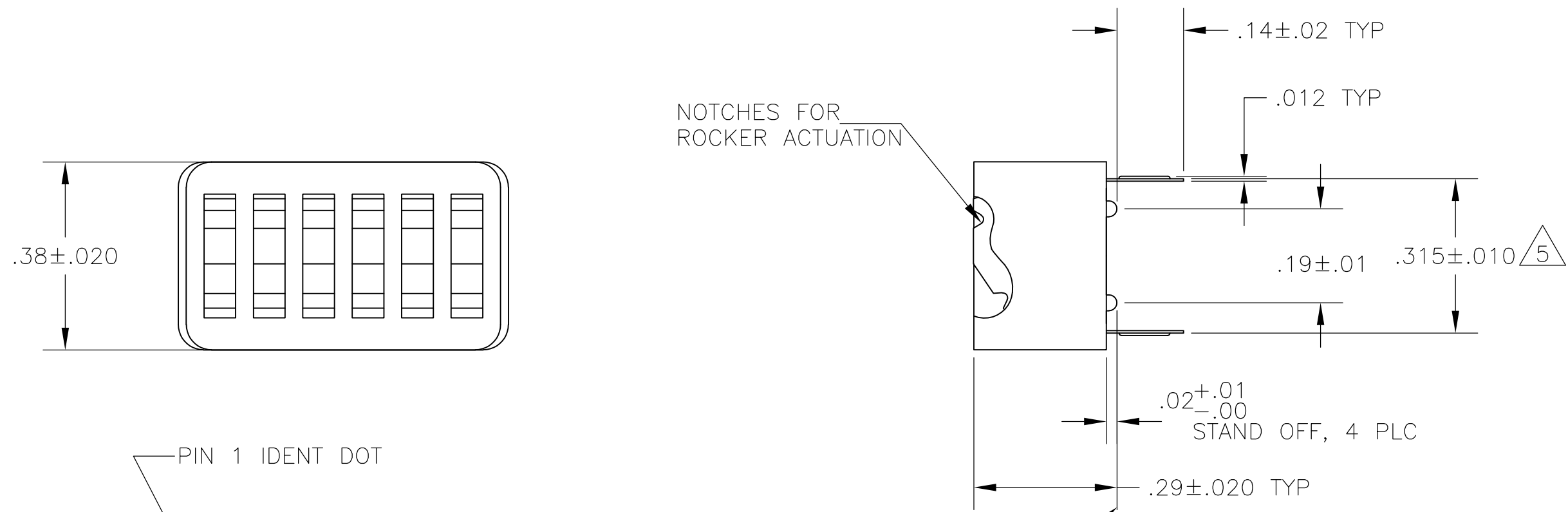
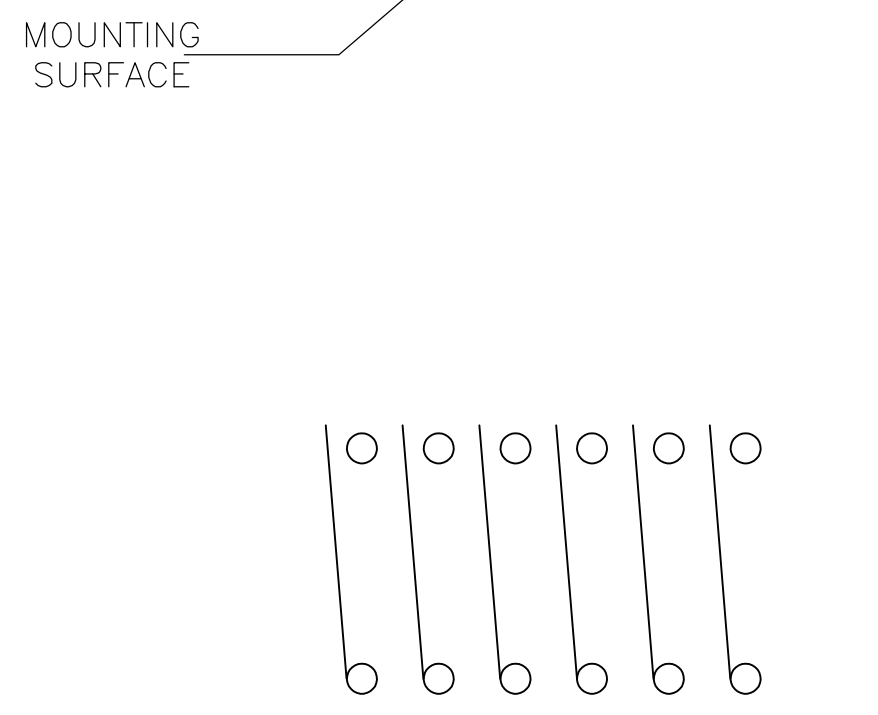
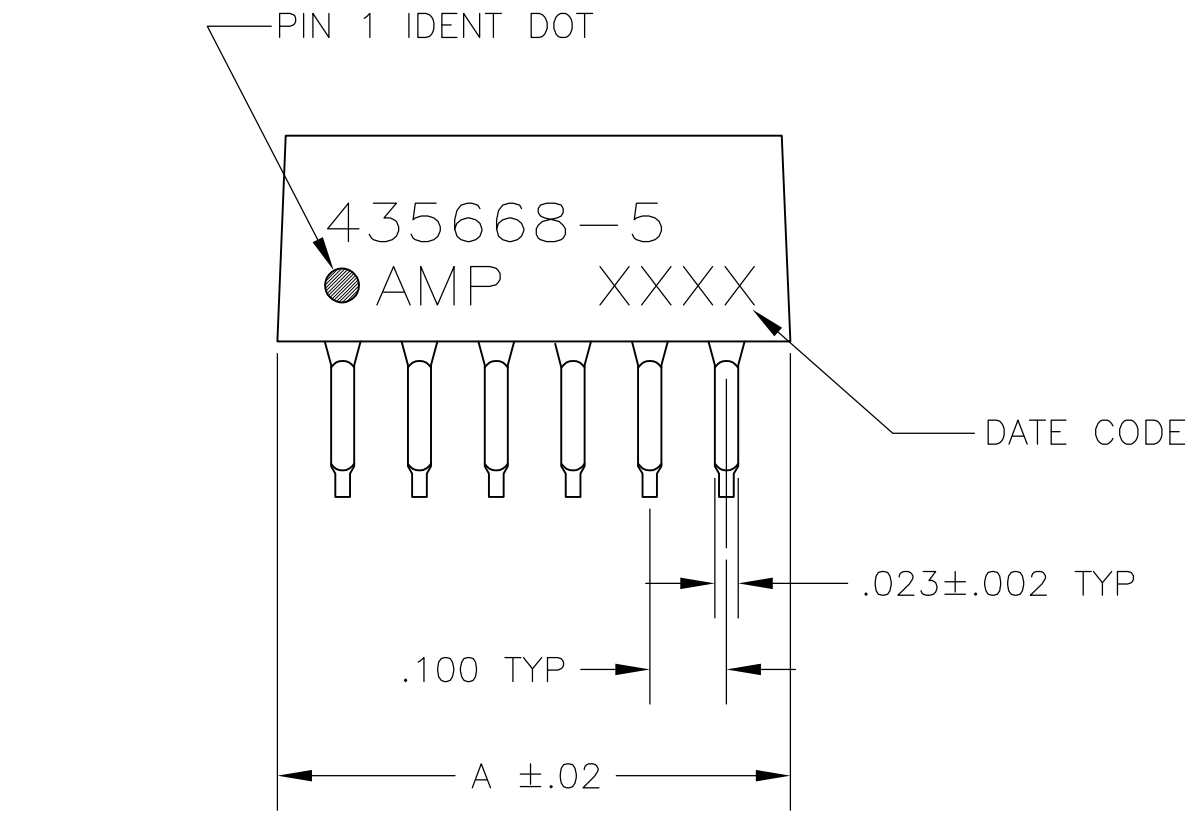


THIS DRAWING IS UNPUBLISHED. RELEASED FOR PUBLICATION
 © COPYRIGHT - By - ALL RIGHTS RESERVED.

| LOC | | DIST | | REVISIONS | | | |
|-----|-----|-------------|--------------------------|-----------|------|-----|--|
| P | LTR | DESCRIPTION | DATE | DWN | APVD | | |
| AD | 00 | AM2 | REVISD PER ECO-11-004587 | 11MAR11 | RK | HMR | |



- FOR ADDITIONAL SPECIFICATIONS SEE AMP PRODUCT SPEC 108-7532.
 - SWITCH SHOWN IN OPEN POSITION.
 - ALL CHARACTERS AND ROCKERS ARE WHITE, HOUSING IS BLUE.
 - STAMPING WILL VARY ON 2 AND 3 POSITION SIDES DUE TO SPACE RESTRICTIONS.
- △5 .315 DIMENSION APPLIES AT TERMINAL TIPS. TERMINALS ARE $.300^{+.010}_{-.000}$ AT MOUNTING SURFACE.
- △6 OBSOLETE PARTS: OBSOLETE CIS STREAMLINING PER D.RENAUD/D.SINISI



CONTACT ARRANGEMENT

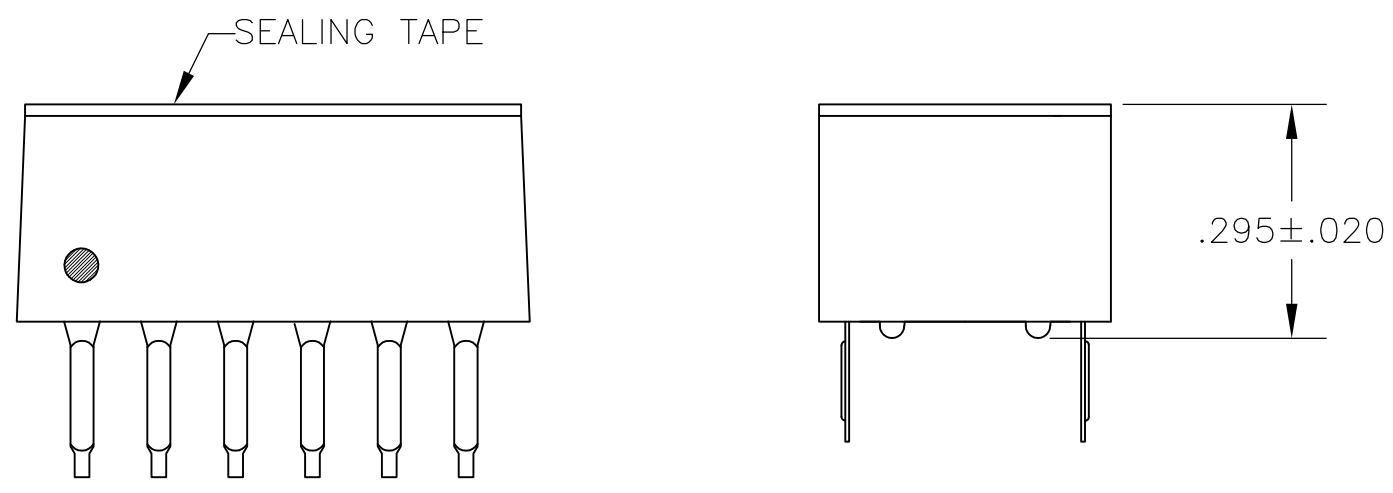


FIG1

435668-5 SHOWN

| FIG | DESCRIPTION | NO OF POSN | PART NO |
|------------------------------------|-------------|------------|------------|
| △6 | OBSOLETE | 5 | 8-435668-7 |
| | OBSOLETE | | 8-435668-6 |
| | OBSOLETE | 12 | 8-435668-5 |
| SUPERSEDED BY 2-435668-5 FIG 3 & 4 | | | |
| | OBSOLETE | 6 | 8-435668-3 |
| | | 4 | 8-435668-0 |
| | | 5 | 3-435668-5 |
| | | 4 | 3-435668-4 |
| | | 3 | 3-435668-3 |
| | FIG 1 | 12 | 3-435668-2 |
| | | 11 | 3-435668-1 |
| | | 10 | 3-435668-0 |
| | | 9 | 2-435668-9 |
| | | 8 | 2-435668-8 |
| | | 7 | 2-435668-7 |
| | | 2 | 2-435668-6 |
| | | 6 | 2-435668-5 |
| SUPERSEDED BY 3-435668-2 | | | |
| | | 12 | 1-435668-1 |
| | | 10 | 435668-9 |
| | | 9 | 435668-8 |
| SUPERSEDED BY 2-435668-7 | | | |
| | | 8 | 435668-7 |
| | | 7 | 435668-6 |
| | | 6 | 435668-5 |
| | | 5 | 435668-4 |
| | | 4 | 435668-3 |
| | | 3 | 435668-2 |
| | | 2 | 435668-1 |
| SUPERSEDED BY 3-435668-3 | | | |
| | △6 | | OBSOLETE |

| | | | | |
|--|--|--|--|-----------------|
| THIS DRAWING IS A CONTROLLED DOCUMENT. | | DWN R.TALLEY 02JAN90 | | |
| DIMENSIONS: INCHES | | CHK R.MILLER 03JAN90 | | |
| TOLERANCES UNLESS OTHERWISE SPECIFIED: | | APVD H.LEITER 03JAN90 | NAME | |
| 0 PLC ± - 1 PLC ± - 2 PLC ± - 3 PLC ± .005 4 PLC ± - ANGLES ± - | | PRODUCT SPEC | SWITCH ASSY, DIP, TYPE C, 7100 SERIES, SPST, LOW PROFILE | |
| MATERIAL HOUSING & ROCKERS: POLYESTER CONTACTS: COPPER ALLOY | | FINISH CONTACTS: PLATED .000030 MIN GOLD IN CONTACT AREA OVER .000050 MIN NICKEL | APPLICATION SPEC | RESTRICTED TO |
| | | WEIGHT - | SIZE A2 | CAGE CODE 00779 |
| | | CUSTOMER DRAWING | DRAWING NO C=435668 | SCALE 4:1 |
| | | | SHEET 1 OF 2 | REV AM2 |

THIS DRAWING IS UNPUBLISHED. RELEASED FOR PUBLICATION
 © COPYRIGHT - By - ALL RIGHTS RESERVED.

| LOC | DIST | REVISIONS | | | | | |
|-----|------|-----------|-----|-------------|------|-----|------|
| AD | 00 | P | LTR | DESCRIPTION | DATE | DWN | APVD |
| | | - | - | SEE SHEET 1 | - | - | - |

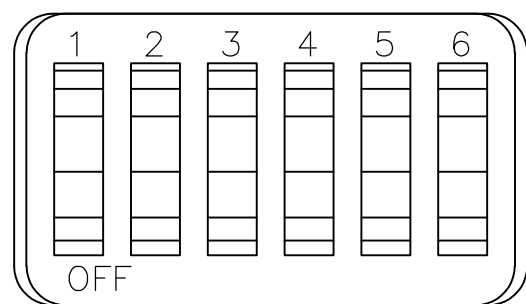


FIG 2

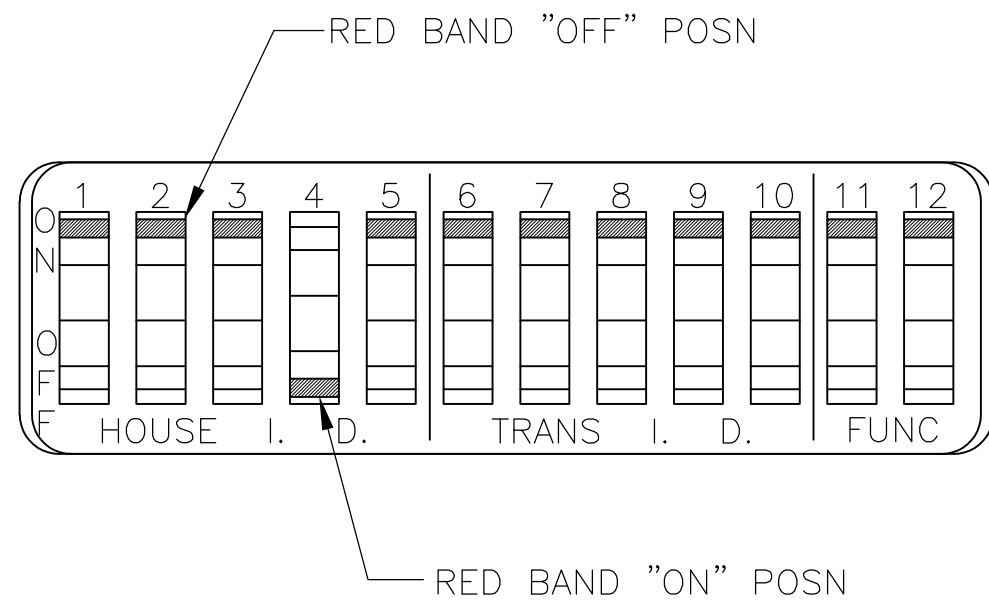


FIG 5

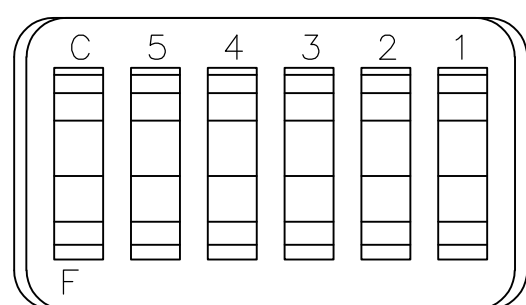


FIG 3

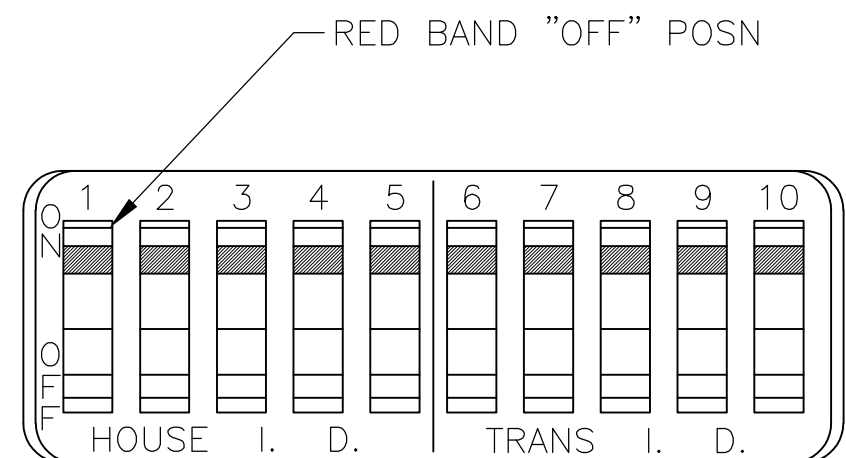


FIG 6

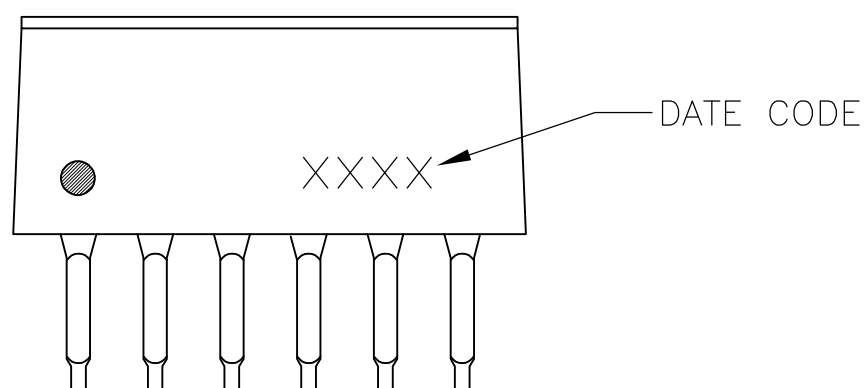


FIG 4

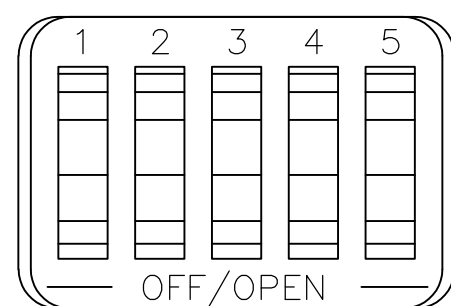


FIG 7

| | | | | | | | | | | |
|--|--|--------------|------------------|---------|-------|--|-----------|------------|---------------|-----|
| THIS DRAWING IS A CONTROLLED DOCUMENT. | | DWN | R.TALLEY | 02JAN90 | | TE Connectivity | | | | |
| DIMENSIONS: INCHES | | CHK | R.MILLER | 03JAN90 | | NAME | | | | |
| TOLERANCES UNLESS OTHERWISE SPECIFIED: | | APVD | H.LEITER | 03JAN90 | | SWITCH ASSY, DIP, TYPE C, 7100 SERIES, SPST, LOW PROFILE | | | | |
| | | PRODUCT SPEC | - | | | SIZE | CAGE CODE | DRAWING NO | RESTRICTED TO | |
| MATERIAL | | FINISH | WEIGHT | | - | A2 | 00779 | C=435668 | - | |
| | | | CUSTOMER DRAWING | | SCALE | 4:1 | SHEET | 2 of 2 | REV | AM2 |